


## Bubbles on Purpose

Most of the time we go to great lengths to prevent air bubbles in our fused glass projects, but sometimes we want to make bubbles happen to create a special effect.



Here's a way to create a bubble grid by fusing layers of chord textured glass.



One piece of textured glass is placed over another with the chord texture at right angles.



When fired to a full fuse, the textured lines in the chord glass will fuse where they contact at intersections and create a uniform pattern of trapped air bubbles.



You can experiment with different textures of glass to create different patterns. The smaller the texture, the smaller the bubbles. The larger the texture, the larger the bubbles. As with the chord glass here, a uniform texture will create a uniform bubble pattern. A random texture will produce a random pattern of varying size bubbles.